

TB | Haley TB Series Clutch

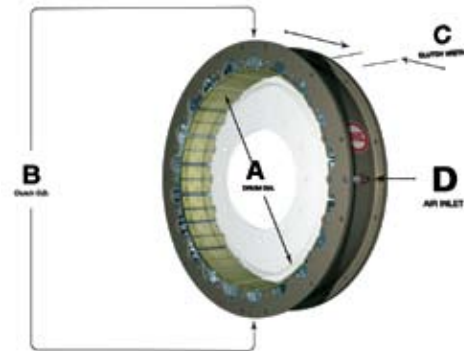


The Haley TB Series Clutches are manufactured to exacting engineering and manufacturing standards and afford an economical upgrade for most marine torque bar clutch applications. Available in 6 TB narrow sizes 20" through 42" and 6 TB wide sizes from 14" through 32" to fit all industrial and marine applications requiring high torque capacity clutches.




TB Narrow Series

Size	Torque lb-in@125PSI	No. Shoes	Diameter	B. Clutch O.D.	C. Clutch Width	D. Air Inlet
20-TB-60	148800	10	20"	29.500"	7.38"	3/8"NPT
24-TB-65	216000	12	24"	34.000"	7.69"	1/2"NPT
28-TB-65	291200	14	28"	38.000"	7.69"	1/2"NPT
35-TB-65	408000	18	35"	44.625"	7.69"	3/4"NPT
37-TB-65	512000	18	37"	48.625"	7.69"	3/4"NPT
42-TB-65	608000	20	42"	53.625"	7.69"	3/4"NPT



TB Wide Series


Size	Torque lb-in@125PSI	No. Shoes	A. Drum Diameter	B. Clutch O.D.	C. Clutch Width	D. Air Inlet
14-TB-10	136000	8	14"	29.500"	13.50"	3/8"NPT
16-TB-10	182400	8	16"	34.000"	14.00"	1/2"NPT
20-TB-10	257600	8	20"	38.000"	15.12"	1/2"NPT
24-TB-10	350400	10	24"	44.625"	15.12"	3/4"NPT
28-TB-10	473600	10	28"	48.625"	16.50"	3/4"NPT
32-TB-10	660400	12	32"	53.625"	17.75"	3/4"NPT



The Haley TB clutches are designed for exceptional high-torque applications and can be serviced or dismantled while still connected on the shaft. To assure versatility, they are interchangeable with all torque bar series clutches. The Haley TB series clutches adds some features that provide strength and reduced weight. All component parts are available as individual parts or in sets.

1. Side plates are constructed of carbon steel with induction hardened areas to increase durability and extend life.
2. Hard rubber coated torque bars are designed to increase friction shoe life.
3. The friction shoe assembly, made from extruded aluminum ventilation frames and/or castings combined with non-asbestos friction material.
4. Solid and Split tubes available in all sizes.

These added features, plus a large inventory, allow Haley to furnish their customers with a clutch that meets their exacting engineering and manufacturing standards. The TB series are available in narrow and wide sizes.



Mississippi Location:

1690 Highway 1 North :: Greenville, Mississippi 38703
phone: 662.332.8716 :: fax: 662.335.4322

Louisiana Location:

1245 Peter's Road :: Harvey, Louisiana 70058
phone: 504.361.7747 :: fax: 504.361.9953 :: toll: 800-227-9198