


# TR | Torsionally Resilient Clutch



The Haley TR Series Clutches are a Torsionally Resilient line of clutches. This Torsional Resilience is provided by the elastic sidewalls of the air gland tube which transmits the torque between the shoes and the clutch rim. This elastomer sidewall adds significant damping for torsional vibrations.



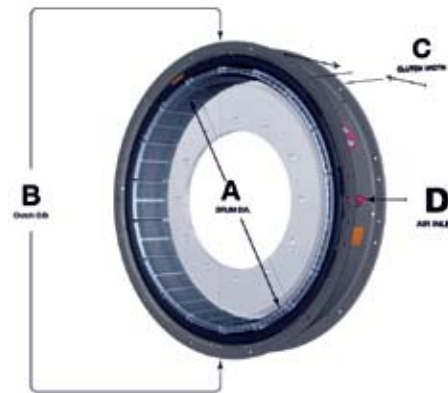
Non-asbestos friction shoe assembly.



Haley drums are fabricated from high quality, high strength steel to provide excellent wear resistance and toughness. These characteristics eliminate catastrophic drum breakage typical of cast iron drums.

## TR Single Series

Size	Rating	No.	A. Drum	B. Clutch	C. Clutch	D. Air Inlet
1626-0010	1200@900	12	26.00"	34.75"	6.75"	3/8"NPT
1630-0010	1600@900	14	30.00"	38.00"	7.00"	1/2"NPT
1635-0010	2500@900	16	35.00"	44.375"	7.56"	3/4"NPT
1635-0010	2500@900	16	35.00"	44.375"	7.56"	3/4"NPT
1640-0010	2875@900	18	40.00"	49.875"	8.25"	3/4"NPT
1648-0010	4000@900	21	48.00"	58.00"	8.87"	3/4"NPT

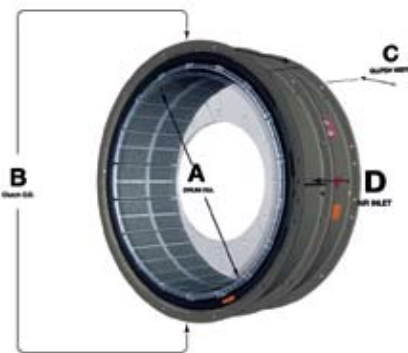


All TR/TB series clutch components- rims, tubes, shoes- are designed and manufactured to meet Haley's exacting engineering and production standards. The torsionally resilient air gland tube is made of the highest strength neoprene elastomer, reinforced with polyester cord, formed and constructed in precision molds. The rims are rolled, stress relieved, and finish machined to meet Haley's engineering and manufacturing standards. The friction shoe, is manufactured from aluminum castings and equipped with the very finest non-asbestos friction material available. The components along with precision balancing, rigorous testing for torsional resilience, damping coefficient, radial stiffness, and maximum torque capabilities tested by registered engineers.

The Haley Torsionally resilient clutch is your choice for dependable and reliable performance, durability and value. Six sizes available in single and dual series.

## TR Dual Series

Size	Rating H.P./R.P.M.	No. Shoes	A. Drum Diameter	B. Clutch O.D.	C. Clutch Width	D. Air Inlet
1626-0010	2400@900	24	26.00"	34.75"	13.50"	3/8"NPT
1630-0010	3200@900	28	30.00"	38.00"	14.00"	1/2"NPT
1635-0010	5000@900	32	35.00"	44.375"	15.12"	3/4"NPT
1635-0010	5000@900	32	35.00"	44.375"	15.12"	3/4"NPT
1640-0010	5750@900	36	40.00"	49.875"	16.50"	3/4"NPT
1648-0010	8000@900	42	48.00"	58.00"	17.75"	3/4"NPT



### Mississippi Location:

1690 Highway 1 North :: Greenville, Mississippi 38703  
phone: 662.332.8716 :: fax: 662.335.4322

### Louisiana Location:

1245 Peter's Road :: Harvey, Louisiana 70058  
phone: 504.361.7747 :: fax: 504.361.9953 :: toll: 800-227-9198